



# T12

12 Ah | 12.8 V | 153.6 Wh

## Electrical Specifications

Nominal Voltage	12.8 V
Nominal Capacity	12 Ah
Capacity	@ 6 A 120 min
Energy	153.6 Wh
Resistance	≤ 50 mΩ @ 50% SOC
Self Discharge	< 3% / month
Cell Type	LiFePO <sub>4</sub>

## Mechanical Specifications

Measurements (L × W × H)	151 × 98 × 97 mm
Approx. Weight	1.5 kg
Terminal Type	F2
Terminal Torque	-
Case Material	ABS
Enclosure Protection	IP65

## Discharge Specifications

Max. Continuous Discharge Current	12 A
Peak Discharge Current	24 A (≈ 2 s)
BMS Discharge Cut-Off Current	30 A (50 ms)
Recommended Low Voltage Disconnect	11 V
BMS Discharge Cut-Off Voltage	10.4 V
Reconnect Voltage	10.8 V
Short Circuit Protection	200 to 600 μs

## Temperature Specifications

Discharge Temperature	-20 to 60 °C
Charge Temperature	0 to 45 °C
Storage Temperature	-5 to 35 °C
BMS High Temperature Cut-Off	65 °C
Reconnect Temperature	48 °C

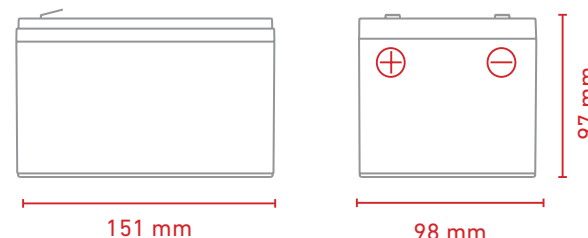
## Charge Specifications

Recommended Charge Current	4 A
Maximum Charge Current	12 A
Recommended Charge Voltage	14.6 V
BMS Charge Cut-Off Voltage	< 15.4 V (0.5 to 1.5 s)
Reconnect Voltage	> 14.6 V
Balancing Voltage	< 14.4 V
Maximum Batteries in Series	4

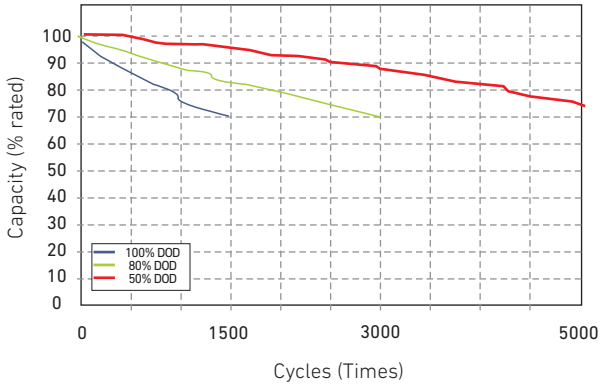
## Compliance

Certifications	CE (Battery) UN38.3 (Battery) RoHS
Shipping Classification	UN 3480, CLASS 9

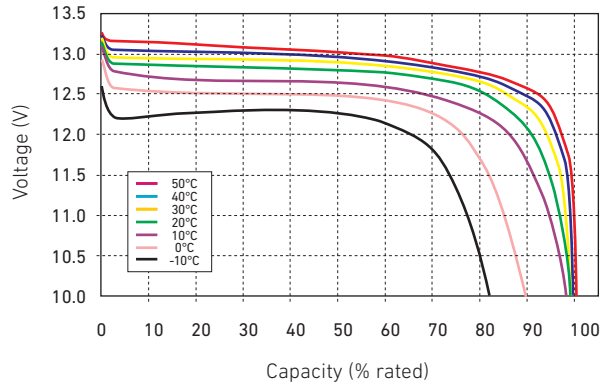
## Measurements



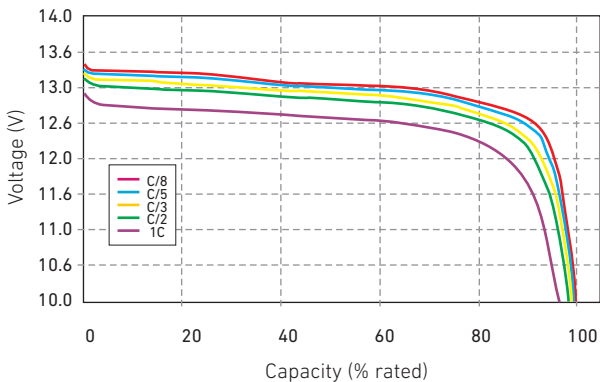
**Cycle Life vs. Depth of Discharge (DOD)**  
Discharge 0.5C / Charge 0.5C (25°C)



**Discharge Voltage Profiles at 0.5C Discharge Rate**  
(Various Ambient Temperatures)



**Discharge Voltage Profiles at Various Rates**  
(25°C Ambient Temperature)



**Charging Characteristics (0.5C at 20°C)**

